

HF Amplifier Module

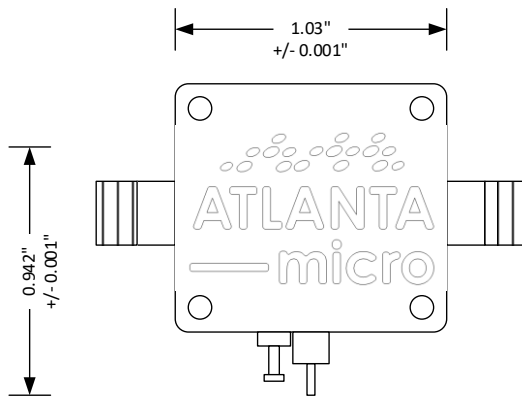
VDD on RF Out Amplifier



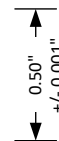
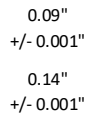
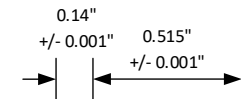
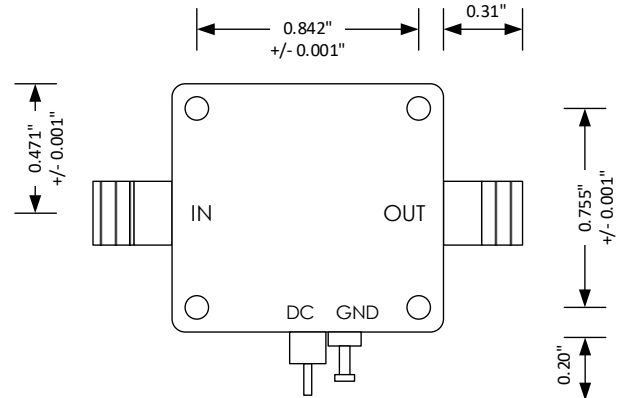
RF Shielded Module Details



Top View



Bottom View



Front View

Notes:

- 1. All dimensions shown are in inches
- 2. Module material: Aluminum
- 3. Mounting Holes: 4-40 threaded from top side
- 4. RF I/O Interface: SMA 2.9 (K)
- 5. Power via metal turrets labeled "DC"

HF Amplifier Module

VDD on RF Out Amplifier



Revision History

Date	Revision Number	Notes
April 8, 2020	1	Initial Release
May 24, 2021	2	Module Dimensions Changed
July 9, 2021	3	Orientation corrected, DC and GND pins shown on wrong side previously.