

AM4008 – Splitter

1.5 GHz to 26.5 GHz 2-Way 0° Splitter

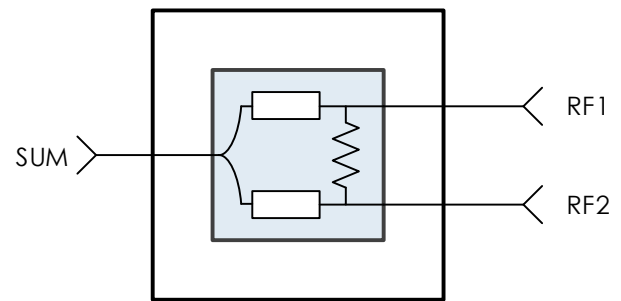
Description

AM4008 is a broadband two-way power splitter / combiner providing low loss and high isolation from 2 GHz to 26.5 GHz. With internal 50Ω matching and packaged in a 1.3mm by 2.0mm DFN, the AM4008 represents a compact total PCB footprint.

Features

- Broadband, 2 to 26.5 GHz
- 2 dB Insertion Loss
- 22 dB Isolation
- 15 dB Return Loss
- 0.1 dB Amplitude Unbalance, TYP
- 0.5 deg Phase Unbalance, TYP
- 1.3mm x 2mm DFN Package
- -40C to +85C Operation

Functional Diagram



Characteristic Performance

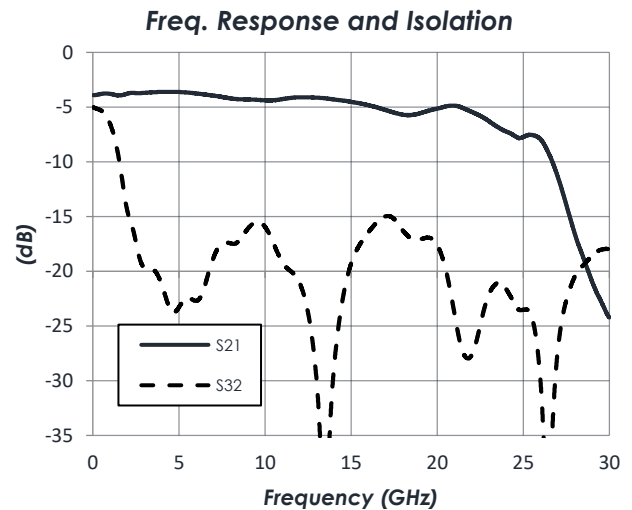
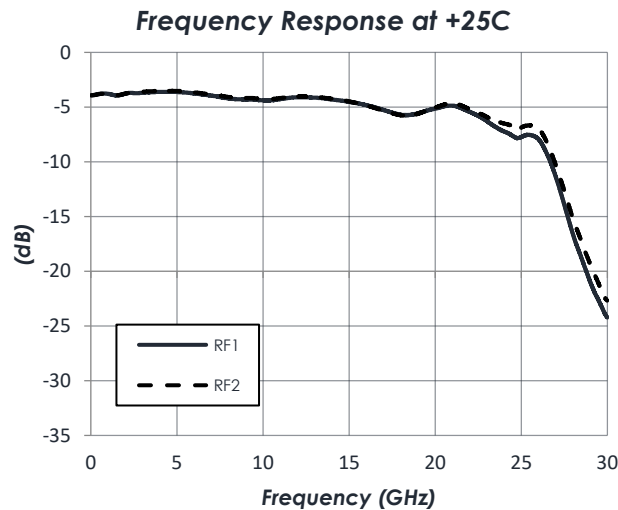


Table of Contents

Description	1	Handling Information.....	4
Features	1	Recommended Operating Conditions ...	4
Functional Diagram	1	RF Performance.....	5
Characteristic Performance	1	Typical Performance	6
Revision History	2	Typical Application	7
Pin Layout and Definitions	3	Evaluation PC Board	7
Related Parts	3	Package Details	8
Specifications	4	Component Compliance Information	9
Absolute Maximum Ratings.....	4		

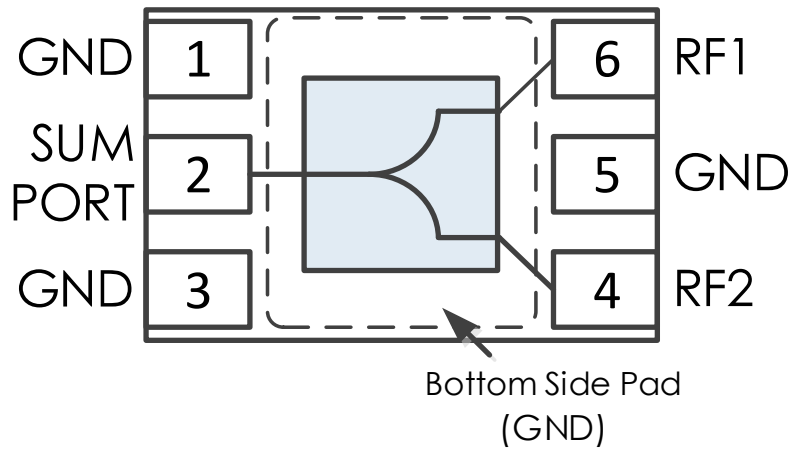
Revision History

Date	Revision Number	Notes
April 4, 2018	1	Initial Release
July 15, 2019	2	Updated to Latest Datasheet Format, More Comprehensive Part Data Added.
July 30, 2019	3	Plot Typos Corrected

AM4008 – Splitter

1.5 GHz to 26.5 GHz 2-Way 0° Splitter

Pin Layout and Definitions



Pin Number	Pin Name	Pin Function
1	GND	Ground – Common
2	SUM PORT	Sum Port – 50 Ohms
3	GND	Ground – Common
4	RF2	RF Port 2 – 50 Ohms
5	GND	Ground – Common
6	RF1	RF Port 1 – 50 Ohms
Bottom Pad	GND	Ground – Common

Related Parts

Part Number	Description
AM4001	2 GHz to 18 GHz 2 Way 0 Degree Splitter, 4mm QFN

AM4008 – Splitter

1.5 GHz to 26.5 GHz 2-Way 0° Splitter

Specifications

Absolute Maximum Ratings

	Minimum	Maximum
RF Input Power		+27 dBm
Operating Junction Temperature	-40 C	+150 C
Storage Temperature Range	-50 C	+150 C

Note: Any device operation beyond the Absolute Maximum Ratings may result in permanent damage to the device. The values listed in this table are extremes and do not imply functional operation of the device at these or any other conditions beyond what is listed under Recommended Operating Conditions. Any part subjected to conditions outside of what is recommended for an extended amount of time may suffer from reliability concerns.

Handling Information

	Minimum	Maximum
Storage Temperature Range (Recommended)	-50 C	+125 C
Moisture Sensitivity Level	MSL 3	



Atlanta Micro products are electrostatic sensitive.
Follow safe handling practices to avoid damage

Recommended Operating Conditions

	Minimum	Typical	Maximum
Operating Case Temperature	-40 C		+85 C
Operating Junction Temperature	-40 C		+125 C

AM4008 – Splitter

1.5 GHz to 26.5 GHz 2-Way 0° Splitter

RF Performance

(T = 25 °C unless otherwise specified)

Parameter	Testing Conditions	Minimum	Typical	Maximum
Frequency Range		1.5 GHz		26.5 GHz
Additional Insertion Loss*	2.0 GHz to 5.0 GHz		0.65 dB	0.75 dB
	5.0 GHz to 10.0 GHz		1.05 dB	1.40 dB
	10.0 GHz to 18.0 GHz		1.55 dB	2.70 dB
	18.0 GHz to 26.5 GHz		3.25 dB	6.30 dB
Return Loss	2.0 GHz to 5.0 GHz		22 dB	
	5.0 GHz to 10.0 GHz		24 dB	
	10.0 GHz to 18.0 GHz		16 dB	
	18.0 GHz to 26.5 GHz		11 dB	
Isolation	2.0 GHz to 5.0 GHz	14 dB	20 dB	
	5.0 GHz to 10.0 GHz	16 dB	19 dB	
	10.0 GHz to 18.0 GHz	15 dB	21 dB	
	18.0 GHz to 26.5 GHz	16 dB	23 dB	
Phase Unbalance	2.0 GHz to 5.0 GHz		0.40 deg	0.80 deg
	5.0 GHz to 10.0 GHz		0.15 deg	0.50 deg
	10.0 GHz to 18.0 GHz		0.50 deg	0.70 deg
	18.0 GHz to 26.5 GHz		2.25 deg	3.95 deg
Amplitude Unbalance	2.0 GHz to 5.0 GHz		0.10 dB	0.10 dB
	5.0 GHz to 10.0 GHz		0.10 dB	0.15 dB
	10.0 GHz to 18.0 GHz		0.05 dB	0.15 dB
	18.0 GHz to 26.5 GHz		0.40 dB	1.05 dB

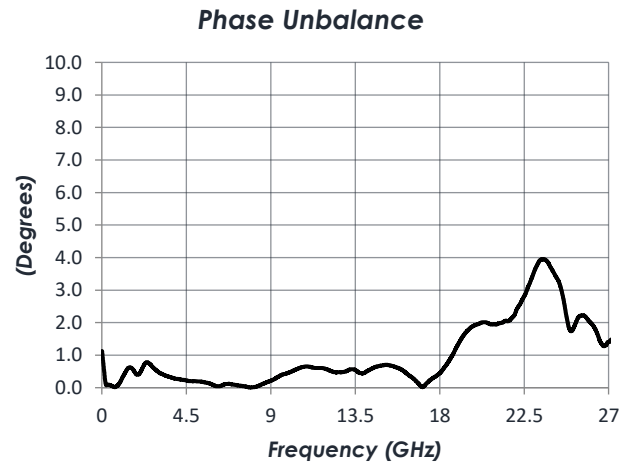
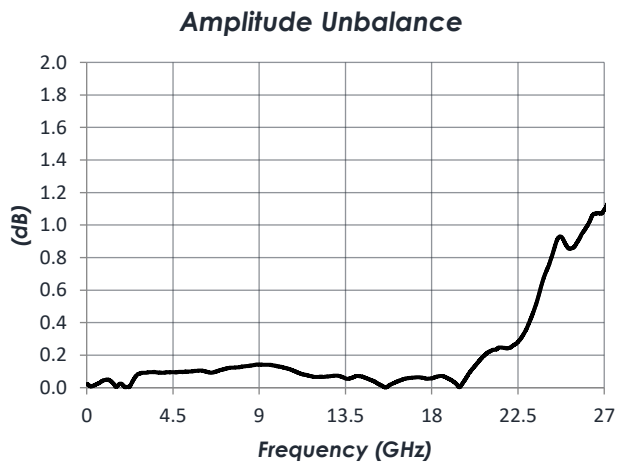
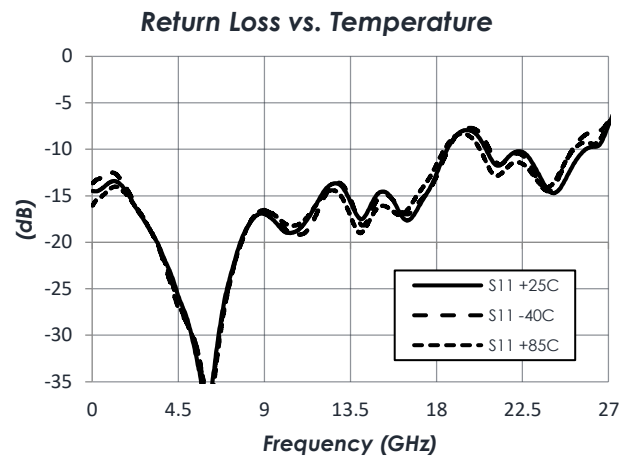
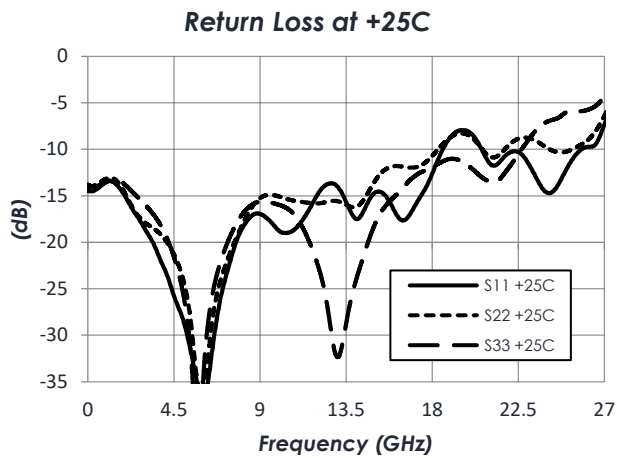
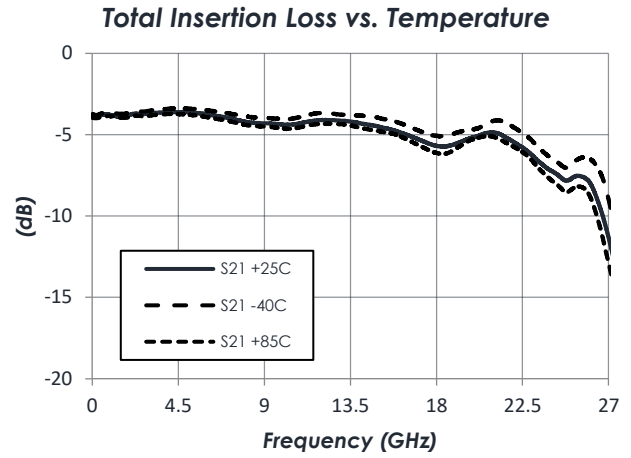
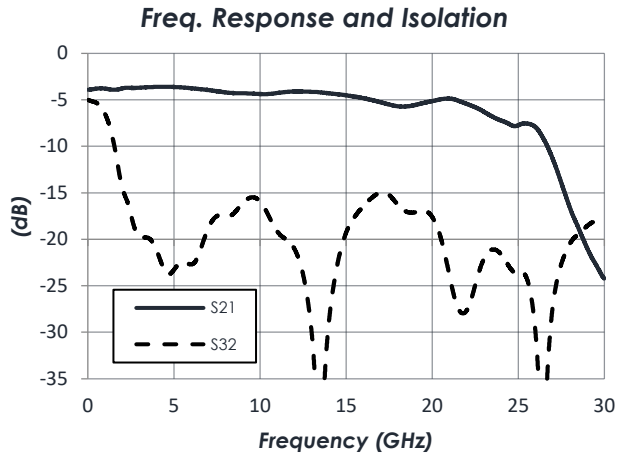
***Note:** Insertion loss shown depicts loss of IC after passive 3.0 dB loss.

AM4008 – Splitter

1.5 GHz to 26.5 GHz 2-Way 0° Splitter

Typical Performance

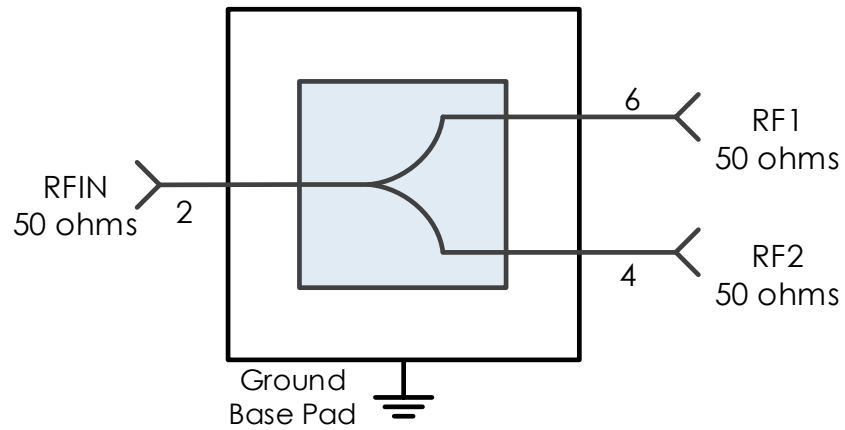
(T = 25 °C unless otherwise specified. Port 1 = Sum Port, Port2 = RF1, Port 3 = RF2)



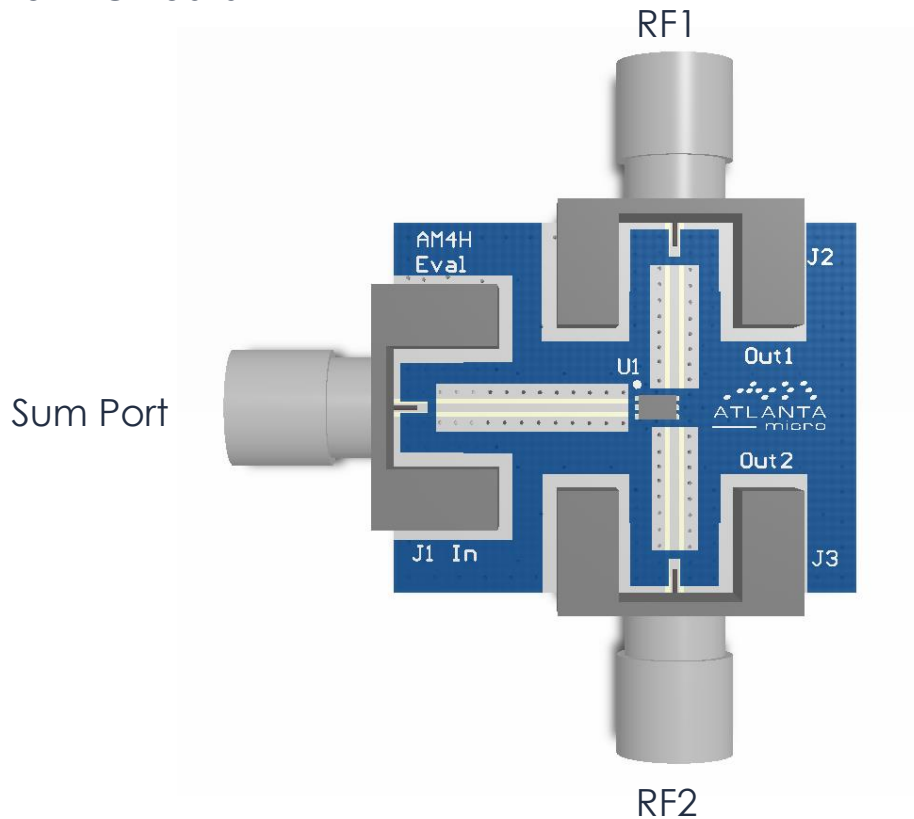
AM4008 – Splitter

1.5 GHz to 26.5 GHz 2-Way 0° Splitter

Typical Application



Evaluation PC Board

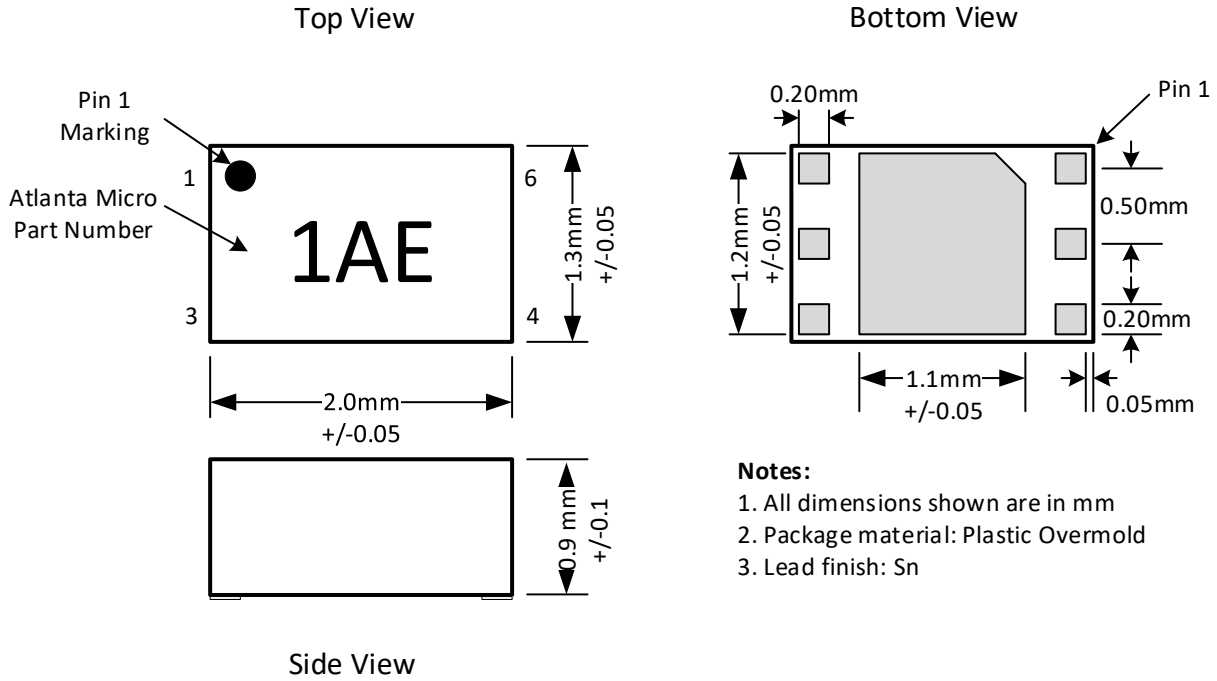


AM4008 – Splitter

1.5 GHz to 26.5 GHz 2-Way 0° Splitter

Package Details

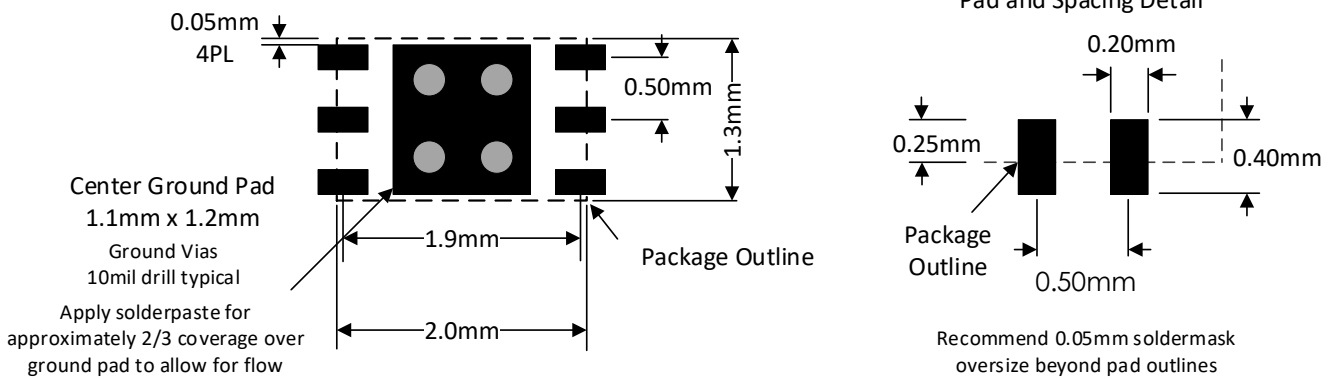
Package Drawing



Notes:

1. All dimensions shown are in mm
2. Package material: Plastic Overmold
3. Lead finish: Sn

Recommended Footprint



Component Compliance Information

RoHS: Atlanta Micro, Inc. hereby certifies that all products comply with the EC Directive 2011/65/EC on the Restriction of Hazardous Substances, commonly known as EU-RoHS 6 and 10. All products supplied by Atlanta Micro shall be compliant with the European Directive 2011/65/EC based on the following substance list.

Substance List	Allowable Maximum Concentration
Lead (Pb)	<1000 PPM (0.1% by weight)
Mercury (Hg)	<1000 PPM (0.1% by weight)
Cadmium (Cd)	<75 PPM (0.0075% by weight)
Hexavalent Chromium (CrVI)	<1000 PPM (0.1% by weight)
Polybrominated Biphenyls (PBB)	<1000 PPM (0.1% by weight)
Polybrominated Diphenyl ethers (PBDE)	<1000 PPM (0.1% by weight)
Decabromodiphenyl Deca BDE	<1000 PPM (0.1% by weight)
Bis (2-ethylhexyl) Phthalate (DEHP)	<1000 PPM (0.1% by weight)
Butyl Benzyl Phthalate (BBP)	<1000 PPM (0.1% by weight)
Dibutyl Phthalate (DBP)	<1000 PPM (0.1% by weight)
Diisobutyl Phthalate (DIBP)	<1000 PPM (0.1% by weight)

REACH: Atlanta Micro, Inc. neither uses nor intentionally adds any of the substances considered to be a Substance of Very High Concern (SVHC) as defined by the EU Regulation (EC) No. 1907-2006 on Registration, Evaluation, Authorization, and Restriction of Chemicals (REACH).

Conflict Materials: Atlanta Micro does not knowingly use materials that are sourced from the Democratic Republic of Congo (DRC) or any other known conflict regions. Atlanta Micro's supply chain is comprised of sources that are both environmentally and socially responsible. We periodically review this requirement with our vendors to ensure continued compliance.

Atlanta Micro takes its responsibility as a global partner seriously and will use due diligence within our supply chain to ensure all standards are met to the best of our knowledge.