

AM1100 – Amplifier

2 GHz to 26.5 GHz Gain Block

Description

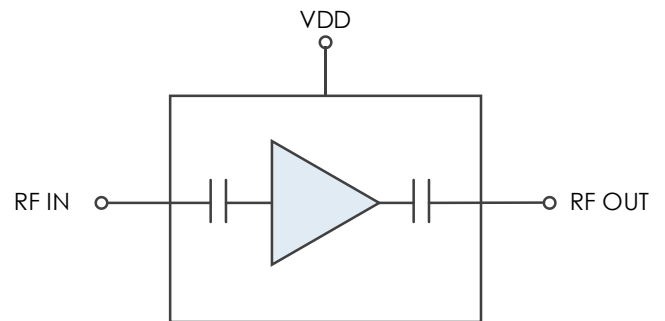
AM1100 is a wideband cascadable gain block covering the 2 GHz to 26.5 GHz frequency range. It is a low SWaP device drawing less than 100mW of power and packaged in a 3mm QFN with internal 50Ω matching. The device's low noise figure and wideband operation makes it an excellent choice for many broadband receiver applications.



Features

- 2.2 dB Noise Figure
- 11.5 dB gain
- +23 dBm OIP3
- +12 dBm P1dB
- +3.3V Supply
- 99 mW Power Consumption
- -40C to +85C Operation

Functional Diagram



Characteristic Performance

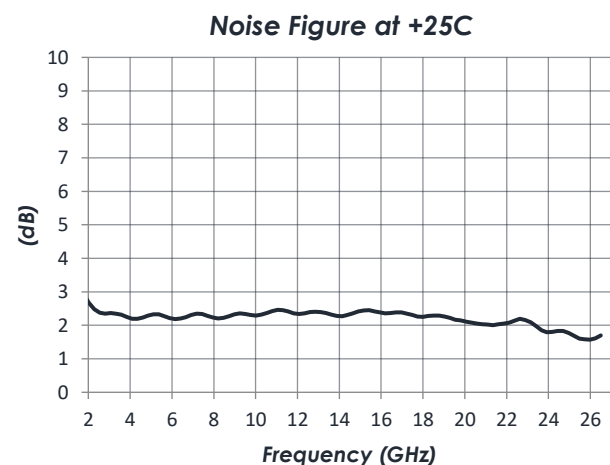
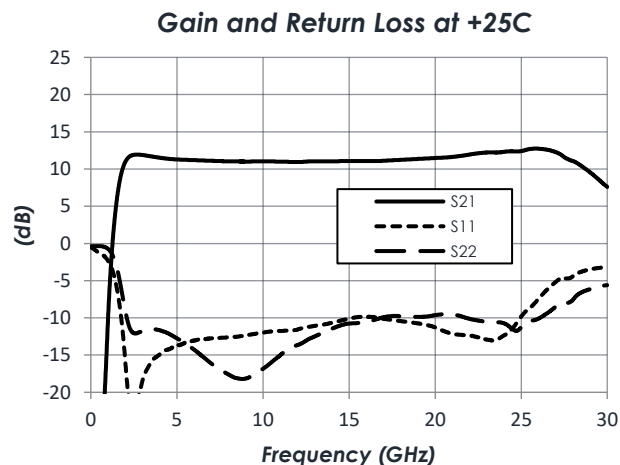


Table of Contents

Description	1	Recommended Operating Conditions ...	4
Features	1	DC Electrical Characteristics	5
Functional Diagram	1	RF Performance	5
Characteristic Performance	1	Typical Performance	6
Revision History	2	Typical Application	8
Pin Layout and Definitions	3	Evaluation PC Board	9
Specifications	4	Related Parts	9
Absolute Maximum Ratings	4	Component Compliance Information	10
Handling Information	4		

Revision History

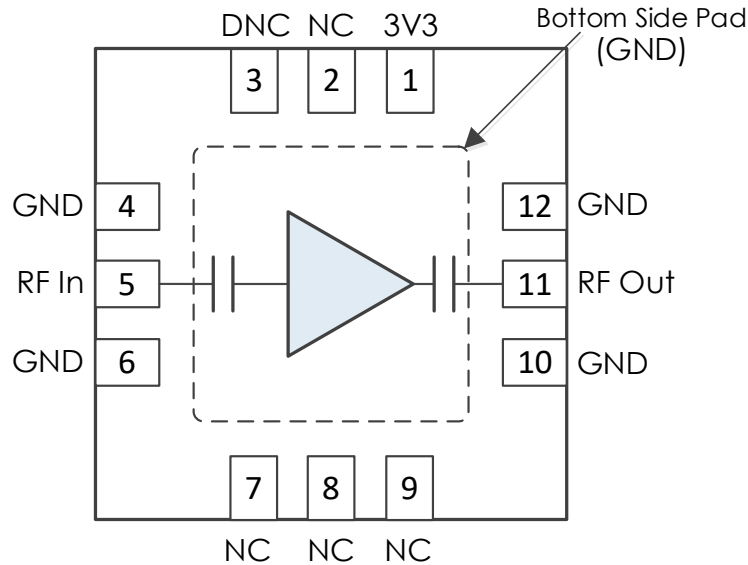
Date	Revision Number	Notes
June 12, 2020	1	Initial Release
March 23, 2021	2	Updated Power Requirements
August 19, 2021	3	Updated Plots

AM1100 – Amplifier

2 GHz to 26.5 GHz Gain Block

Pin Layout and Definitions

Note: All Un-Labeled Pins are NC or Ground



Pin Number	Pin Name	Pin Function
1	3V3	3.3V DC Power Input
2	NC	No connect
3	DNC	Do not connect*
4	GND	Ground – Common
5	RF In	RF Input – 50 Ohms – AC Coupled
6	GND	Ground – Common
7-9	NC	No connect
10	GND	Ground – Common
11	RF Out	RF Output – 50 Ohms – AC Coupled
12	GND	Ground – Common

***Note:** NC pins may be grounded or left open. Pin 3 (DNC) cannot be grounded and must be left open.

AM1100 – Amplifier

2 GHz to 26.5 GHz Gain Block

Specifications

Absolute Maximum Ratings

	Minimum	Maximum
Supply Voltage	-0.3 V	+3.5 V
RF Input Power		+10 dBm
Operating Junction Temperature	-40 C	+150 C
Storage Temperature Range	-55 C	+150 C

Note: Any device operation beyond the Absolute Maximum Ratings may result in permanent damage to the device. The values listed in this table are extremes and do not imply functional operation of the device at these or any other conditions beyond what is listed under Recommended Operating Conditions. Any part subjected to conditions outside of what is recommended for an extended amount of time may suffer from reliability concerns.

Handling Information

	Minimum	Maximum
Storage Temperature Range (Recommended)	-50 C	+125 C
Moisture Sensitivity Level	MSL 3	



Atlanta Micro products are electrostatic sensitive.
Follow safe handling practices to avoid damage

Recommended Operating Conditions

	Minimum	Typical	Maximum
Supply Voltage	+3.0 V	+3.3 V	+3.3 V
Operating Case Temperature	-40 C		+85 C
Operating Junction Temperature	-40 C		+150 C

AM1100 – Amplifier

2 GHz to 26.5 GHz Gain Block

DC Electrical Characteristics

(T = 25 °C unless otherwise specified)

Parameter	Testing Conditions	Minimum	Typical	Maximum
DC Supply Voltage			+3.3 V	
DC Supply Current	VDD = +3.3 V		30 mA	
Power Dissipated	VDD = +3.3 V		99 mW	

RF Performance

(T = 25 °C unless otherwise specified)

Parameter	Testing Conditions	Minimum	Typical	Maximum
Frequency Range		2 GHz		26.5 GHz
Gain	f = 2 GHz		12 dB	
	f = 13 GHz		11 dB	
	f = 26.5 GHz		13 dB	
Return Loss	f = 13 GHz		-10 dB	
Output IP3			+23 dBm	
Output P1dB			+12 dBm	
Noise Figure			2.2 dB	

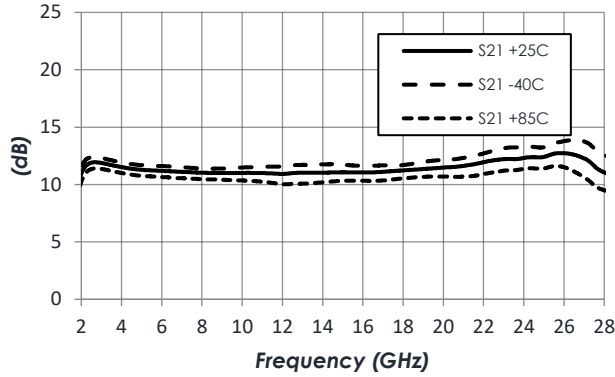
AM1100 – Amplifier

2 GHz to 26.5 GHz Gain Block

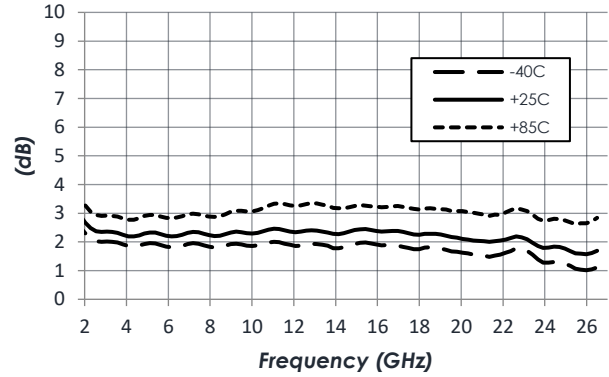
Typical Performance

(VDD = +3.3V, T = 25 °C unless otherwise specified)

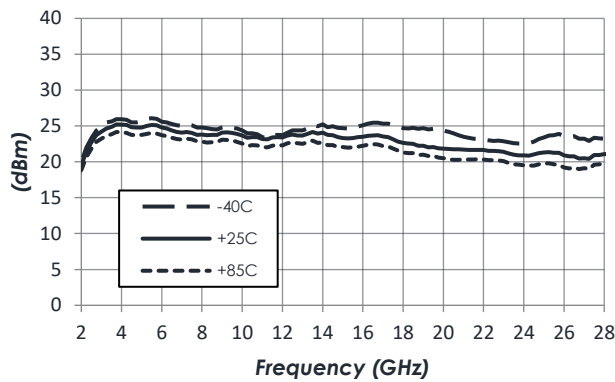
Gain vs Temperature



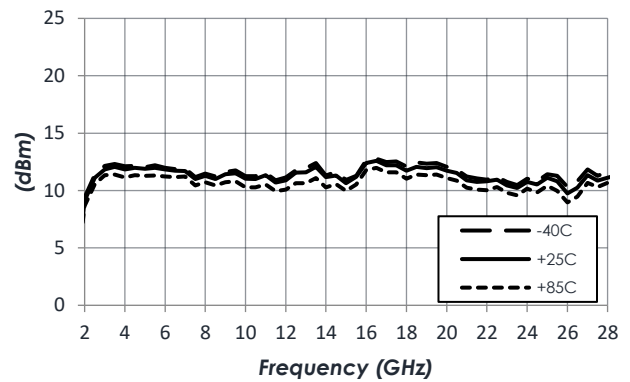
Noise Figure vs Temperature



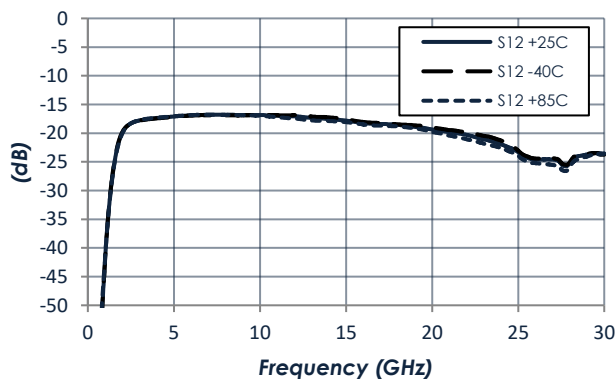
Output IP3 vs Temperature



P1dB vs Temperature



Reverse Isolation vs Temperature

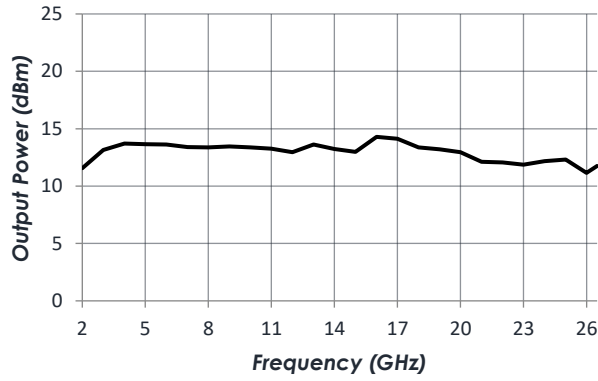


AM1100 – Amplifier

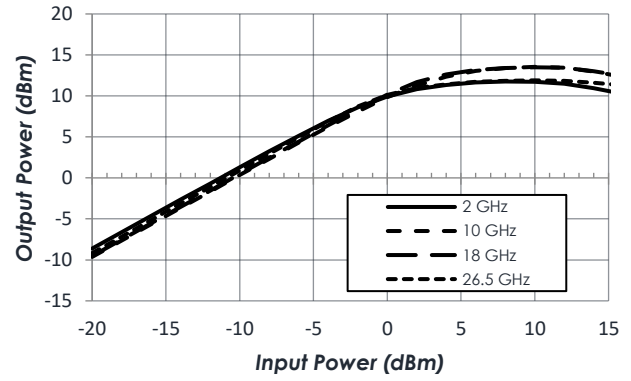
2 GHz to 26.5 GHz Gain Block

Typical Performance (continued)
 (VDD = +3.3V, T = 25 °C unless otherwise specified)

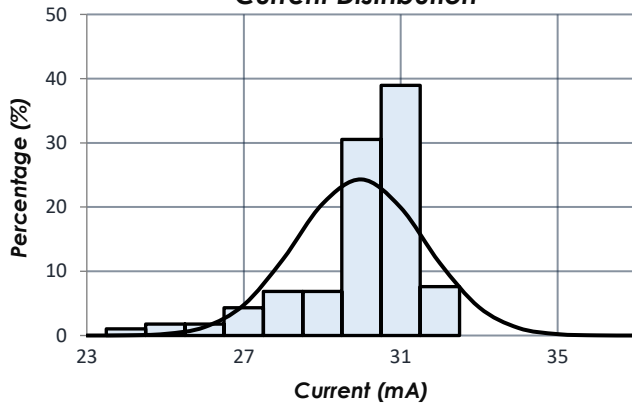
P_{Sat} at +25C



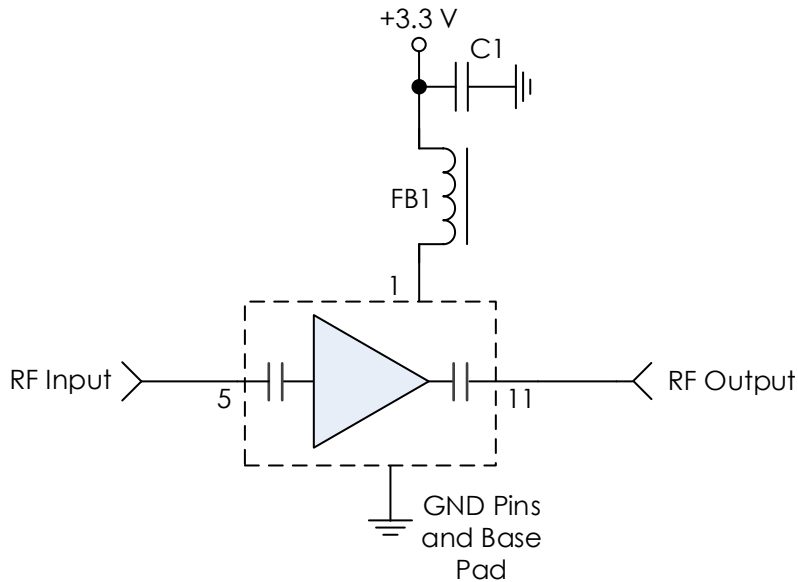
Pin vs. Pout at +25C



Current Distribution



Typical Application



Recommended Component List (or equivalent):

Part	Value	Part Number	Manufacturer
C1	0.1 uF	GRM155R71C104KA88	Murata
FB1	-	MMZ1005A222E	TDK

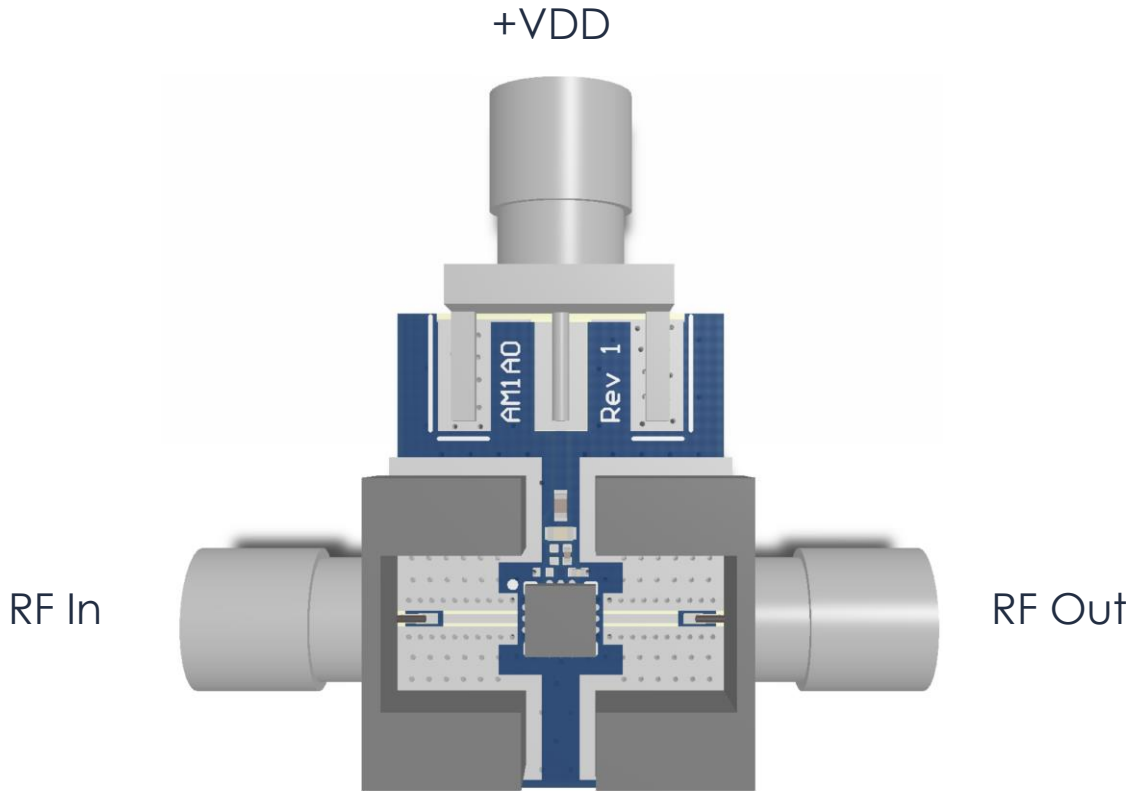
Notes:

1. RF Input and Output pins are internally DC blocked.

AM1100 – Amplifier

2 GHz to 26.5 GHz Gain Block

Evaluation PC Board



Related Parts

Part Number	Description		
AM1053	5 GHz	to 20 GHz	Gain Block
AM1101	2 GHz	to 26.5 GHz	Bypassable Amplifier
AM1102	DC	to 22 GHz	Low Noise Amplifier
AM1109	2 GHz	to 20 GHz	Low Noise Amplifier

Component Compliance Information

RoHS: Atlanta Micro, Inc. hereby certifies that all products comply with the EC Directive 2011/65/EC on the Restriction of Hazardous Substances, commonly known as EU-RoHS 6 and 10. All products supplied by Atlanta Micro shall be compliant with the European Directive 2011/65/EC based on the following substance list.

Substance List	Allowable Maximum Concentration
Lead (Pb)	<1000 PPM (0.1% by weight)
Mercury (Hg)	<1000 PPM (0.1% by weight)
Cadmium (Cd)	<75 PPM (0.0075% by weight)
Hexavalent Chromium (CrVI)	<1000 PPM (0.1% by weight)
Polybrominated Biphenyls (PBB)	<1000 PPM (0.1% by weight)
Polybrominated Diphenyl ethers (PBDE)	<1000 PPM (0.1% by weight)
Decabromodiphenyl Deca BDE	<1000 PPM (0.1% by weight)
Bis (2-ethylhexyl) Phthalate (DEHP)	<1000 PPM (0.1% by weight)
Butyl Benzyl Phthalate (BBP)	<1000 PPM (0.1% by weight)
Dibutyl Phthalate (DBP)	<1000 PPM (0.1% by weight)
Diisobutyl Phthalate (DIBP)	<1000 PPM (0.1% by weight)

REACH: Atlanta Micro, Inc. neither uses nor intentionally adds any of the substances considered to be a Substance of Very High Concern (SVHC) as defined by the EU Regulation (EC) No. 1907-2006 on Registration, Evaluation, Authorization, and Restriction of Chemicals (REACH).

Conflict Materials: Atlanta Micro does not knowingly use materials that are sourced from the Democratic Republic of Congo (DRC) or any other known conflict regions. Atlanta Micro's supply chain is comprised of sources that are both environmentally and socially responsible. We periodically review this requirement with our vendors to ensure continued compliance.

Atlanta Micro takes its responsibility as a global partner seriously and will use due diligence within our supply chain to ensure all standards are met to the best of our knowledge.