

# AM4033 – Balun

## 2 to 18 GHz Balun

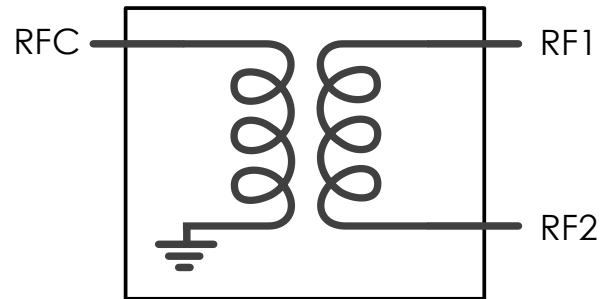
### Description

AM4033 is a broadband Balun that allows a 180° phase difference between output ports. The Balun has low loss, high isolation, and low amplitude/phase mismatch from 2.0 GHz to 18.0 GHz. With internal 50Ω matching and packaged in a 3mm QFN, the AM4033 represents a compact total PCB footprint.

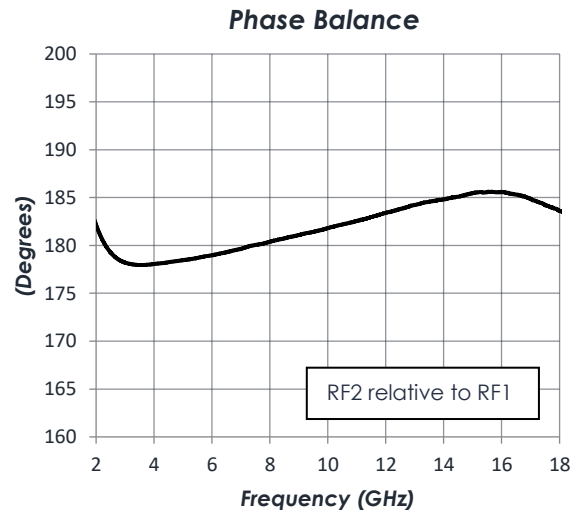
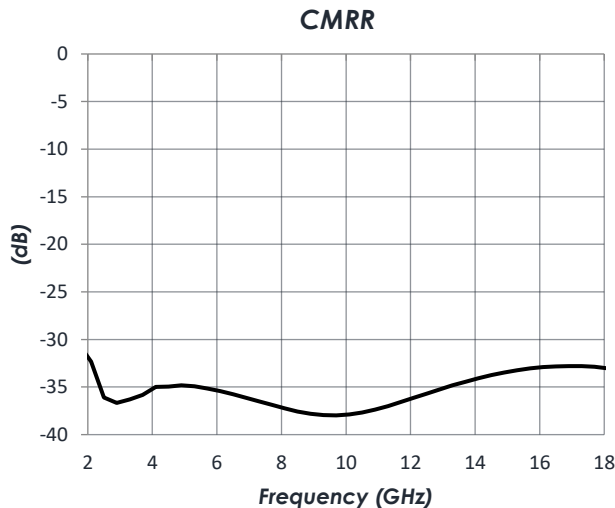
### Features

- Broadband, 2.0 to 18.0 GHz
- 6.3 dB Insertion Loss
- 13 dB Isolation
- 14 dB Return Loss
- 0.17 dB Amplitude Unbalance, TYP
- 1.8 deg Phase Unbalance, TYP
- 3mm QFN Package
- -40C to +85C Operation

### Functional Diagram



### Characteristic Performance



To obtain price, delivery, or to place an order contact [MMICsales@mrcy.com](mailto:MMICsales@mrcy.com)  
Atlanta Micro Inc., Now a part of Mercury Systems  
3720 Davinci Ct, Suite 400, Peachtree Corners, GA 30092 • Phone: (470) 253-7640 • [www.atlantamicro.com](http://www.atlantamicro.com)

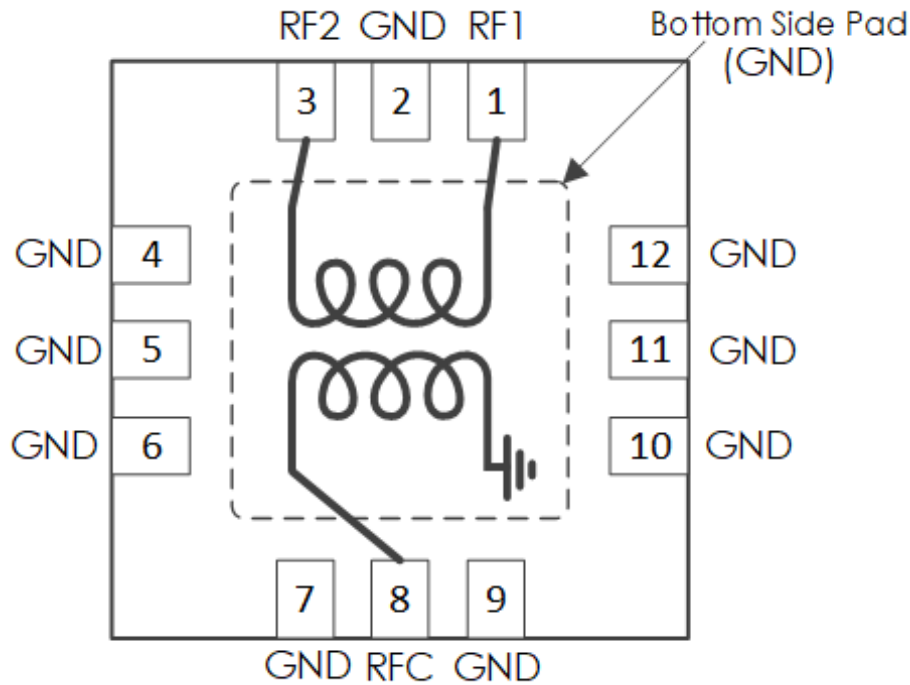
### Table of Contents

<b>Description</b> .....	1	Absolute Maximum Ratings .....	4
<b>Features</b> .....	1	Handling Information .....	4
<b>Functional Diagram</b> .....	1	Recommended Operating Conditions ...	4
<b>Characteristic Performance</b> .....	1	RF Performance .....	4
<b>Revision History</b> .....	2	Typical Performance .....	5
<b>Pin Layout and Definitions</b> .....	3	<b>Component Compliance Information</b> .....	6
<b>Specifications</b> .....	4		

### Revision History

Date	Revision Number	Notes
January 5, 2024	1	Initial Release

**Pin Layout and Definitions**



Pin Number	Pin Name	Pin Function
1	RF1	RF Output – 50 Ohms – DC Blocked
2	GND	Ground – Common
3	RF2	RF Output – 50 Ohms – DC Blocked
4-7	GND	Ground – Common
8	RFC	RF Input – 50 Ohms – DC Blocked
9-12	GND	Ground – Common

### Specifications

#### Absolute Maximum Ratings

	Minimum	Maximum
RF Input Power		+27 dBm
Storage Temperature Range	-50 C	+150 C

**Note:** Any device operation beyond the Absolute Maximum Ratings may result in permanent damage to the device. The values listed in this table are extremes and do not imply functional operation of the device at these or any other conditions beyond what is listed under Recommended Operating Conditions. Any part subjected to conditions outside of what is recommended for an extended amount of time may suffer from reliability concerns.

#### Handling Information

	Minimum	Maximum
Moisture Sensitivity Level	MSL 3	



Atlanta Micro products are electrostatic sensitive. Follow safe handling practices to avoid damage

#### Recommended Operating Conditions

	Minimum	Typical	Maximum
Operating Case Temperature	-40 C		+85 C

#### RF Performance

(T = 25 °C unless otherwise specified)

Parameter	Testing Conditions	Minimum	Typical	Maximum
Frequency Range		2.0 GHz		18.0 GHz
Insertion Loss	2.0 GHz to 18.0 GHz		6.3 dB	5.7 dB
Return Loss	2.0 GHz to 18.0 GHz		13.7 dB	
Isolation	2.0 GHz to 18.0 GHz		13.1 dB	
Phase Unbalance	2.0 GHz to 18.0 GHz		1.8 deg	
Amplitude Unbalance	2.0 GHz to 18.0 GHz		0.17 dB	

**\*Note:** Amplitude and phase unbalance will resemble the typical value compared to the maximum value.

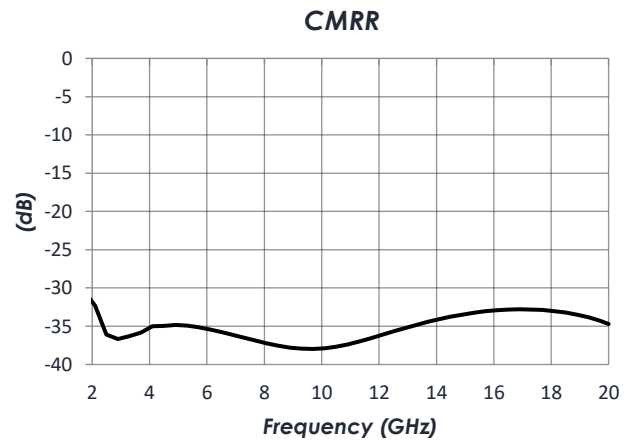
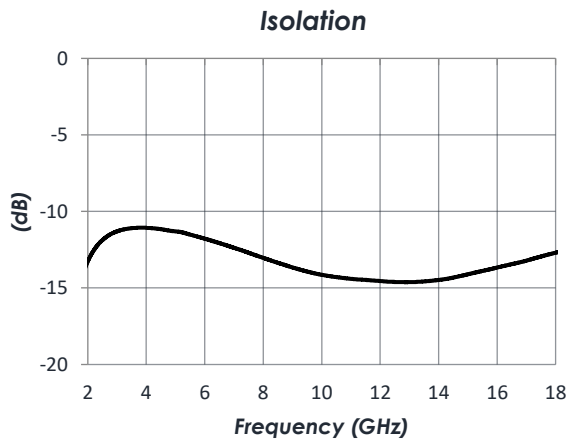
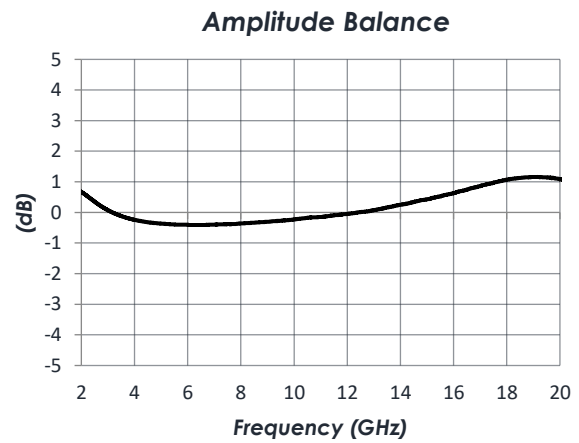
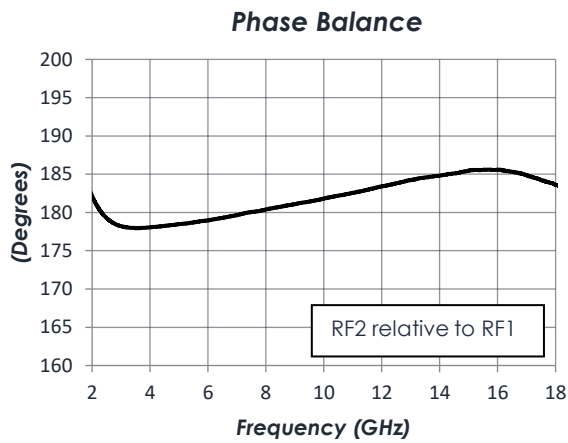
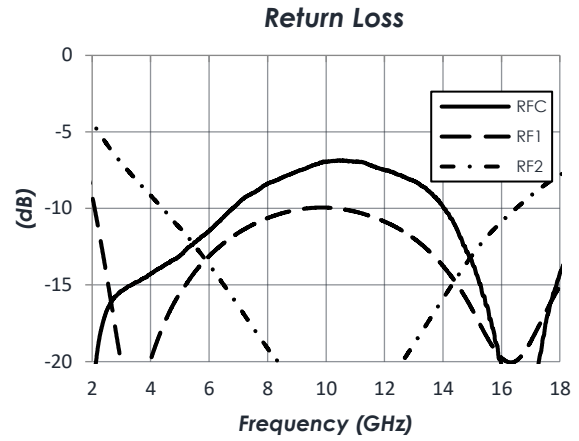
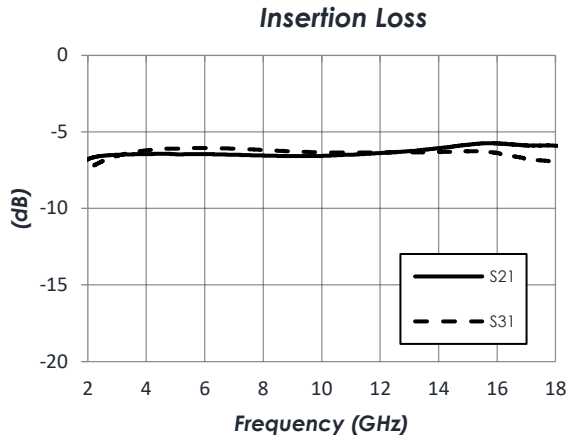
Insertion loss shown depicts loss of IC after passive 3.0 dB loss.

# AM4033 – Balun

## 2 to 18 GHz Balun

### Typical Performance

(T = 25 °C unless otherwise specified. Port 1 = Sum Port, Port2 = RF1, Port 3 = RF2)

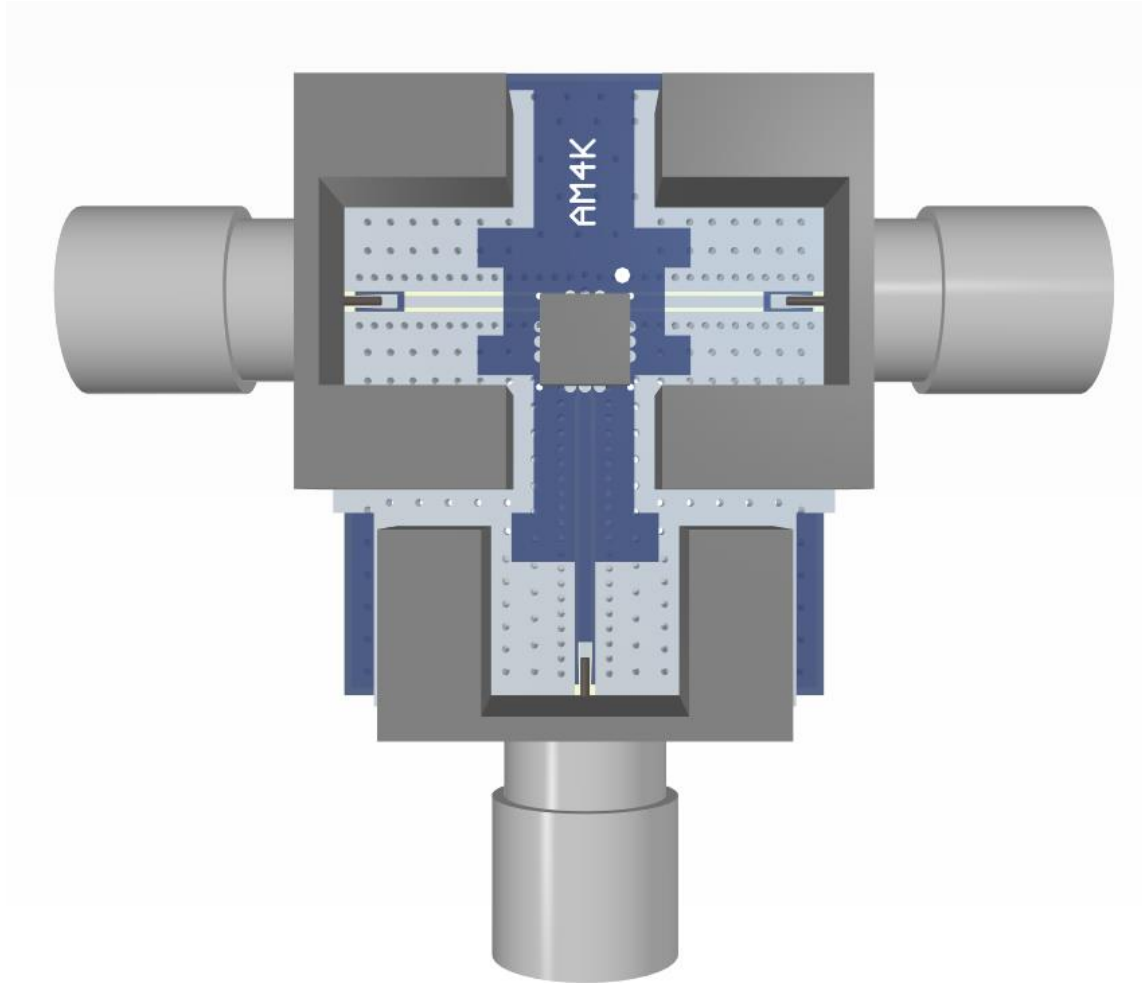


To obtain price, delivery, or to place an order contact [MMICsales@mrcty.com](mailto:MMICsales@mrcty.com)  
Atlanta Micro Inc., Now a part of Mercury Systems  
3720 Davinci Ct, Suite 400, Peachtree Corners, GA 30092 • Phone: (470) 253-7640 • [www.atlantamicro.com](http://www.atlantamicro.com)

# AM4033 – Balun

2 to 18 GHz Balun

## Evaluation PC Board



## Part Ordering Details

Description	Part Number
3.1 mm x 3.1 mm x 1.2 mm QFN package	AM4033
AM4K Evaluation Board with Connectors	AM4033-EVAL

To obtain price, delivery, or to place an order contact [MMICsales@mrcy.com](mailto:MMICsales@mrcy.com)  
Atlanta Micro Inc., Now a part of Mercury Systems  
3720 Davinci Ct, Suite 400, Peachtree Corners, GA 30092 • Phone: (470) 253-7640 • [www.atlantamicro.com](http://www.atlantamicro.com)

### Component Compliance Information

**RoHS:** Atlanta Micro, Inc. hereby certifies that all products comply with the EC Directive 2011/65/EC on the Restriction of Hazardous Substances, commonly known as EU-RoHS 6 and 10. All products supplied by Atlanta Micro shall be compliant with the European Directive 2011/65/EC based on the following substance list.

Substance List	Allowable Maximum Concentration
Lead (Pb)	<1000 PPM (0.1% by weight)
Mercury (Hg)	<1000 PPM (0.1% by weight)
Cadmium (Cd)	<75 PPM (0.0075% by weight)
Hexavalent Chromium (CrVI)	<1000 PPM (0.1% by weight)
Polybrominated Biphenyls (PBB)	<1000 PPM (0.1% by weight)
Polybrominated Diphenyl ethers (PBDE)	<1000 PPM (0.1% by weight)
Decabromodiphenyl Deca BDE	<1000 PPM (0.1% by weight)
Bis (2-ethylhexyl) Phthalate (DEHP)	<1000 PPM (0.1% by weight)
Butyl Benzyl Phthalate (BBP)	<1000 PPM (0.1% by weight)
Dibutyl Phthalate (DBP)	<1000 PPM (0.1% by weight)
Diisobutyl Phthalate (DIBP)	<1000 PPM (0.1% by weight)

**REACH:** Atlanta Micro, Inc. neither uses nor intentionally adds any of the substances considered to be a Substance of Very High Concern (SVHC) as defined by the EU Regulation (EC) No. 1907-2006 on Registration, Evaluation, Authorization, and Restriction of Chemicals (REACH).

**Conflict Materials:** Atlanta Micro does not knowingly use materials that are sourced from the Democratic Republic of Congo (DRC) or any other known conflict regions. Atlanta Micro's supply chain is comprised of sources that are both environmentally and socially responsible. We periodically review this requirement with our vendors to ensure continued compliance.

Atlanta Micro takes its responsibility as a global partner seriously and will use due diligence within our supply chain to ensure all standards are met to the best of our knowledge.